



# Confidence Analytics®

## Cannabis Analytical Chemistry Laboratory

WSLCB Certification # 0003 | 14797 NE 95th St, Redmond, WA 98052 | 206.743.8843 | info@conflabs.com



### Origin

PurMed Global  
Delray Beach FL 33444  
License #: n/a

Parent Batch ID:  
H260560001

Origin Sample ID:  
PM.6000.05.14.2026

### Sample Demographics

Sample Name:  
PurMed Tincture - 6000mg CBD

Product Type:  
Oil Tincture

Matrix Type:  
ISL

Category: **N O N-502**  
N O N-502

Lab Sample ID: WA-260518-001

Date of Collection: Unknown  
Serving / Package Wt: 28.5g / N/A

Date of Receipt: 2026-05-16  
Sample Size: 1 unit

Date of Completion: 2026-05-19  
Batch Pass/Fail: **✓ PASS**

### Cannabinoid Analysis - summary

Total d9-THC: 0% 0mg/serving      Total CBD: 21% 5800mg/serving      Total Cannabinoids: 21%

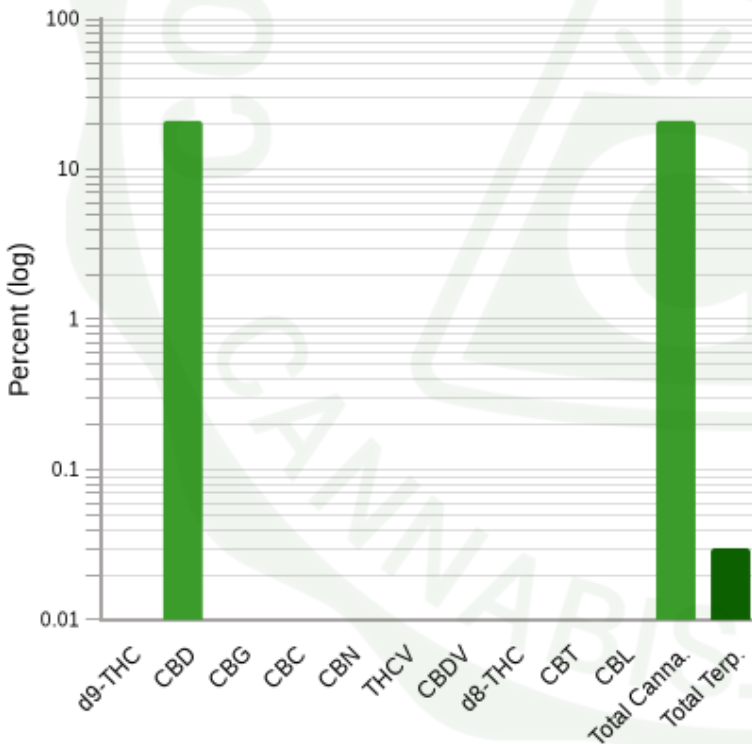
### Terpene Analysis<sup>2</sup> - summary

A-pinene: 0.03 %      Total Terpenes: 0.03 %      Top Three:      A-bisabolene: 0 %      A-bulnesene: 0 %

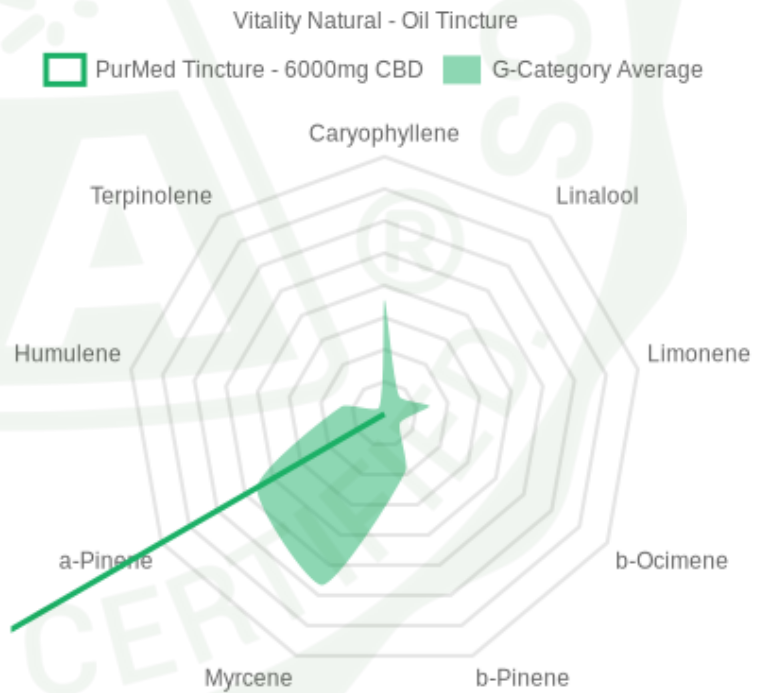
### Safety Analysis - summary

Foreign Matter: NT      Heavy Metals: **✓ PASS**      Microbial: **✓ PASS**      Mycotoxins: **✓ PASS**      Pesticides: **✓ PASS**      Solvents: **✓ PASS**      Water Activity: NT

### Cannabinoid Profile



### Strain Compass



Visit [StrainDataProject.org](http://StrainDataProject.org) to learn more






**Certificate of Analysis**  
**Batch #:** PM.6000.05.14.2026, **ID:** WA-260518-001,  
**Sample Name:** PurMed Tincture - 6000mg CBD, **Type:** Oil Tincture,  
**Origin:** Vitality Natural (License No.: n/a)



Cannabinoids - Potency					2026-05-19
Analyte Name	%	mg/g	mg/serving	mg/package	LoQ (%)
Total Cannabinoids	21	210	5800	N/A	N/A
Total THC	ND	ND	N/A	N/A	N/A
Total CBD	21	210	5800	N/A	N/A
d9-thc	ND	ND	N/A	N/A	0.042
d9-thca	ND	ND	N/A	N/A	0.042
cbd	21	210	5800	N/A	0.042
cbda	ND	ND	N/A	N/A	0.042
cbc	ND	ND	N/A	N/A	0.084
cbca	ND	ND	N/A	N/A	0.084
cbdv	ND	ND	N/A	N/A	0.084
cbdva	ND	ND	N/A	N/A	0.084
cbg	ND	ND	N/A	N/A	0.084
cbga	ND	ND	N/A	N/A	0.084
cbl	ND	ND	N/A	N/A	0.084
cbn	ND	ND	N/A	N/A	0.084
cbna	ND	ND	N/A	N/A	0.084
cbt	ND	ND	N/A	N/A	0.084
d8-thc	ND	ND	N/A	N/A	0.084
d9-thcv	ND	ND	N/A	N/A	0.084
d9-thcva	ND	ND	N/A	N/A	0.084

**Terpene Profile<sup>2</sup>**





Certificate of Analysis

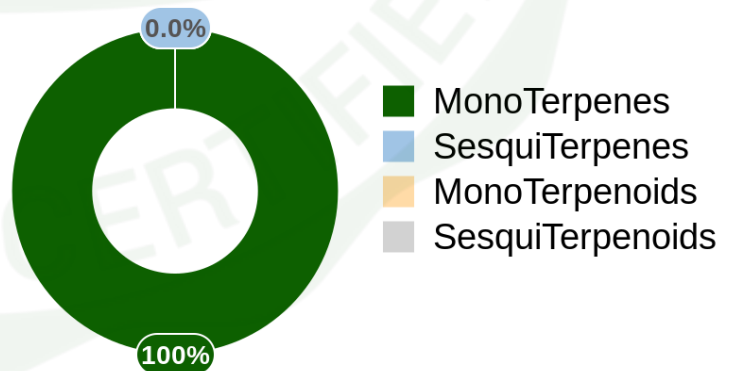
Batch #: PM.6000.05.14.2026, ID: WA-260518-001,  
 Sample Name: PurMed Tincture - 6000mg CBD, Type: Oil Tincture,  
 Origin: Vitality Natural (License No.: n/a)



Terpenes <sup>2</sup>		2026-05-19	
Analyte Name	Result (ppm)	loq (ppm)	
a-bisabolene <sup>1</sup>	ND	170	PASS
a-bulnesene <sup>1</sup>	ND	170	PASS
a-farnesene <sup>1</sup>	ND	170	PASS
a-maaliene <sup>1</sup>	ND	170	PASS
a-ocimene	ND	170	PASS
a-phellandrene	ND	170	PASS
a-pinene	300	170	PASS
a-terpinene	ND	170	PASS
a-thujone	ND	170	PASS
b-farnesene	ND	340	PASS
b-maaliene <sup>1</sup>	ND	170	PASS
b-ocimene	ND	170	PASS
b-pinene	ND	170	PASS
bisabolol	ND	170	PASS
borneol	ND	670	PASS
camphene	ND	170	PASS
camphor	ND	170	PASS
carene	ND	170	PASS
carvacrol	ND	170	PASS
carvone	ND	170	PASS
caryophyllene	ND	170	PASS
cedrol	ND	170	PASS
citral	ND	340	PASS
eucalyptol	ND	170	PASS
fenchol	ND	340	PASS
fenchone	ND	170	PASS
g-terpinene	ND	170	PASS
guaial	ND	170	PASS
humulene	ND	170	PASS
isobornyl acetate	ND	170	PASS

Terpenes continued			
Analyte Name	Result (ppm)	loq (ppm)	
isopulegol	ND	340	PASS
limonene	ND	170	PASS
linalool	ND	170	PASS
m-cymene	ND	170	PASS
menthone	ND	170	PASS
myrcene	ND	670	PASS
o-cymene	ND	170	PASS
p-cymene	ND	170	PASS
piperitone	ND	170	PASS
pulegone	ND	340	PASS
safranal	ND	170	PASS
selinadiene <sup>1</sup>	ND	170	PASS
terpineol	ND	170	PASS
terpinolene	ND	170	PASS
thymol	ND	170	PASS
trans-a-bergamotene <sup>1</sup>	ND	170	PASS
total terpenes <sup>1</sup>	300	NA	PASS

Most to Least Volatile





Certificate of Analysis

Batch #: PM.6000.05.14.2026, ID: WA-260518-001,  
 Sample Name: PurMed Tincture - 6000mg CBD, Type: Oil Tincture,  
 Origin: Vitality Natural (License No.: n/a)



**GCMS Pesticides 2026-05-19**

Analyte Name (ppm)	Result	LoQ/AL	(Pass/Fail)
chlorfenapyr	ND	0.75 / 1	Pass
chlorpyrifos	ND	0.15 / 0.2	Pass
cyfluthrin	ND	0.75 / 1	Pass
cypermethrin	ND	0.75 / 1	Pass
methyl parathion	ND	0.15 / 0.2	Pass
mgk 264 a	ND	0.11 / 0.2	Pass
mgk 264 b	ND	0.1 / 0.2	Pass
total mgk 264	ND	N/A / 0.2	Pass

**Heavy Metals 2026-05-19**

Analyte Name (ppm)	Result	LoQ/AL	(Pass/Fail)
as	ND	1 / 2	Pass
cd	ND	0.4 / 0.82	Pass
hg	ND	0.3 / 0.4	Pass
pb	ND	0.8 / 1.2	Pass

**LCMS Pesticides 2026-05-19**

Analyte Name (ppm)	Result	LoQ/AL	(Pass/Fail)
acephate	ND	0.08 / 0.4	Pass
acequinocyl	ND	0.74 / 2	Pass
acetamiprid	ND	0.08 / 0.2	Pass
aldicarb	ND	0.08 / 0.4	Pass
avermectin b1a	ND	0.08 / 0.5	Pass
avermectin b1b	ND	0.08 / 0.5	Pass
azoxystrobin	ND	0.08 / 0.2	Pass
bifenazate	ND	0.08 / 0.2	Pass
bifenthrin	ND	0.1 / 0.2	Pass
boscalid	ND	0.08 / 0.4	Pass
carbaryl	ND	0.08 / 0.2	Pass
carbofuran	ND	0.08 / 0.2	Pass
chlorantraniliprole	ND	0.08 / 0.2	Pass
cis-permethrin	ND	0.04 / 0.2	Pass
clofentezine	ND	0.08 / 0.2	Pass
daminozide	ND	0.48 / 1	Pass
diazinon	ND	0.08 / 0.2	Pass
dichlorvos	ND	0.074 / 0.1	Pass
dimethoate	ND	0.08 / 0.2	Pass
ethoprophos	ND	0.08 / 0.2	Pass
etofenprox	ND	0.08 / 0.4	Pass
etoxazole	ND	0.08 / 0.2	Pass
fenoxycarb	ND	0.08 / 0.2	Pass
fenpyroximate	ND	0.08 / 0.4	Pass
fipronil	ND	0.08 / 0.4	Pass
flonicamid	ND	0.48 / 1	Pass
fludioxonil	ND	0.08 / 0.4	Pass
hexythiazox	ND	0.15 / 1	Pass
imazalil	ND	0.08 / 0.2	Pass
imidacloprid	ND	0.08 / 0.4	Pass
kresoxim-methyl	ND	0.08 / 0.4	Pass
malathion	ND	0.08 / 0.2	Pass
metalaxyl	ND	0.08 / 0.2	Pass
methiocarb	ND	0.08 / 0.2	Pass
methomyl	ND	0.08 / 0.4	Pass
myclobutanil	ND	0.08 / 0.2	Pass
naled	ND	0.08 / 0.5	Pass
oxamyl	ND	0.08 / 1	Pass
paclobutrazol	ND	0.08 / 0.4	Pass
phosmet	ND	0.08 / 0.2	Pass
piperonyl butoxide	ND	0.08 / 2	Pass
prallethrin	ND	0.08 / 0.2	Pass

propiconazole	ND	0.15 / 0.4	Pass
propoxur	ND	0.08 / 0.2	Pass
pyrethrin i	ND	0.08 / 1	Pass
pyrethrin ii	ND	0.08 / 1	Pass
pyridaben	ND	0.08 / 0.2	Pass
spinosad a	ND	0.04 / 0.2	Pass
spinosad d	ND	0.04 / 0.2	Pass
spiromesifen	ND	0.08 / 0.2	Pass
spirotetramat	ND	0.08 / 0.2	Pass
spiroxamine	ND	0.08 / 0.4	Pass
tebuconazole	ND	0.08 / 0.4	Pass
thiacloprid	ND	0.08 / 0.2	Pass
thiamethoxam	ND	0.08 / 0.2	Pass
trans-permethrin	ND	0.04 / 0.2	Pass
trifloxystrobin	ND	0.08 / 0.2	Pass
total abamectin	ND	N/A / 0.5	Pass
total permethrins	ND	N/A / 0.2	Pass
total pyrethrins	ND	N/A / 1	Pass
total spinosads	ND	N/A / 0.2	Pass

**Microbial 2026-05-19**

Analyte Name (CFU/g)	Result	LoQ/AL	(Pass/Fail)
btgn	ND	750 / 1000	Pass
e coli	ND	N/A / N/A	Pass
salmonella	ND	N/A / N/A	Pass

**Mycotoxins 2026-05-19**

Analyte Name (ppb)	Result	LoQ/AL	(Pass/Fail)
aflatoxin b1	ND	5 / 20	Pass
aflatoxin b2	ND	5 / 20	Pass
aflatoxin g1	ND	5 / 20	Pass
aflatoxin g2	ND	5 / 20	Pass
ochratoxin a	ND	10 / 20	Pass
total aflatoxins	ND	N/A / 20	Pass

**Residual Solvents 2026-05-19**

Analyte Name (ppm)	Result	LoQ/AL	(Pass/Fail)
2,2-dimethylbutane	ND	20 / 290	Pass
2,3-dimethylbutane <sup>1</sup>	ND	20 / 290	Pass
2-methylpentane	ND	20 / 290	Pass
3-methylpentane	ND	20 / 290	Pass
acetone	ND	500 / 5000	Pass
benzene	ND	1 / 2	Pass
chloroform	ND	1 / 2	Pass
cyclohexane	ND	50 / 3880	Pass
dichloromethane	ND	20 / 600	Pass
ethanol	ND	500 / 5000	Pass
ethyl acetate	ND	50 / 5000	Pass
iso-butane	ND	500 / 5000	Pass
iso-pentane	ND	50 / 5000	Pass
iso-propanol	ND	500 / 5000	Pass
meta/para-xylene	ND	50 / 2170	Pass
methanol	ND	500 / 3000	Pass
n-butane	ND	500 / 5000	Pass
n-heptane	ND	50 / 5000	Pass
n-hexane	ND	20 / 290	Pass
n-pentane	ND	50 / 5000	Pass
neopentane <sup>1</sup>	ND	50 / 5000	Pass
ortho-xylene	ND	50 / 2170	Pass
propane	ND	500 / 5000	Pass
toluene	ND	50 / 890	Pass
total butanes	ND	N/A / 5000	Pass
total heptanes	ND	N/A / 5000	Pass





Certificate of Analysis

Batch #: PM.6000.05.14.2026, ID: WA-260518-001,

Sample Name: PurMed Tincture - 6000mg CBD, Type: Oil Tincture,

Origin: Vitality Natural (License No.: n/a)



total hexanes <sup>1</sup>	ND	N/A / 290	Pass
total pentanes <sup>1</sup>	ND	N/A / 5000	Pass
total propanes	ND	N/A / 5000	Pass
total xylenes	ND	N/A / 2170	Pass

[ END OF ANALYTES ]





Certificate of Analysis  
 Batch #: PM.6000.05.14.2026, ID: WA-260518-001,  
 Sample Name: PurMed Tincture - 6000mg CBD, Type: Oil Tincture,  
 Origin: Vitality Natural (License No.: n/a)



**Attestation & Accuracy Review**

These testing results are certified by scientific examination of a single sample provided by the Producer/Processor. Confidence Analytics and its agents did not observe or participate in the sample selection process, and cannot confirm the authenticity of the sample or its representativeness of the associated lot/batch. The sample, as received, was homogenized before subsamples were drawn for specific analyses.

Pass/Fail criteria are defined in [WAC 314-55-102](#) and [WAC 314-55-108](#)

Calculations:

Total THC = d9-THC + ( THC-A \* 0.877 )  
 Total CBD = CBD + ( CBD-A \* 0.877 )  
 Total Cannabinoid is a raw sum of all measured cannabinoids.  
 In Traceability, Total Cannabinoid is a sum of Total THC and Total CBD.  
 Figures may differ slightly from traceability due to rounding.

Definitions:

ND = Not Detected	GPM = Green Plant Material
NT = Not Tested	CONC = Concentrate
LOQ = Lower Quantification Limit	ISL = Infused Solid or Liquid
AL = Action Limit	<sup>1</sup> Not included in A2LA scope of Accreditation
N/A = Not Applicable	<sup>2</sup> WSDA Accreditation not available for this analyte

Analytical Methods Used:

Cannabinoids by UHPLC-DAD	Mycotoxins by LC-MS/MS
Terpenes by HS-GC-FID/MS <sup>2</sup>	Microbes by Plate Counting
Residual Solvents by HS-GC-MS	Heavy Metals by ICP-MS
LCMS Pesticides by LC-MS/MS	Foreign Material by Macroscopic Inspection
GCMS Pesticides by GC-MS/MS	Water Activity by HYGROMETER

Certifying Scientist: Joe Dillon

**Material Amendments**

No material amendments recorded for this sample.

